

Simple to Use, Ideally Suited for Basic Applications or Usage Levels

The Watlow® EZ-ZONE® PM Express panel mount controller is an industry leading PID controller that allows optimal performance utilizing simple control and menu functionality without complex features. It is ideally suited for basic applications and usage levels.

The EZ-ZONE PM Express is the next generation controller to follow the legacy of Watlow's SERIES 93, SERIES 935 AND SERIES SD controllers that offer easy-to-use features to perform many basic applications. The EZ-ZONE PM Express includes one universal input and an option for up to two outputs and is available in $\frac{1}{2}$ and $\frac{1}{16}$ DIN panel mount packages. It can be ordered as a PID process controller or as a dedicated over and under-temperature limit controller.

The EZ-ZONE PM Express is a valuable addition to the EZ-ZONE PM controller family which also includes the EZ-ZONE PM integrated controller and the EZ-ZONE PM standard version.

Features and Benefits

Simplified menu

- Fits basic applications with a user-friendly interface supported by two menus and a streamlined list of parameters
- Eliminates user complexity often experienced with more advanced controllers and unnecessary features
- Reduces user training costs and user programming errors

PID auto-tune

- Provides auto-tune for fast, efficient start-up

Standard bus communications

- Allows easy product configuration via PC communications protocol and free software
- Saves time, simplifies programming process and improves reliability of controller setup

Factory Mutual (FM) approved over and under limit with auxiliary outputs

- Increases user and equipment safety for over and under-temperature conditions



Features and Benefits (Continued)

Agency approvals: UL® listed, CSA, CE, RoHS, W.E.E.E. FM, SEMI F47-0200, Class 1, Div. 2 rating on selected models

- Assures prompt product acceptance
- Reduces end product documentation costs

Front panel removable

- Saves time and labor with replacements and troubleshooting

P3T armor sealing system

- Complies to NEMA 4X, IP66 specifications
- Allows controller to be cleaned and washed
- Certified UL® 50 independent to NEMA 4X specification

Touch-safe package

- Increases installer and operator safety
- Complies with IP2X requirements

Consistent Termination Labeling (CTL) connection system

- Simplifies switching between products
- Speeds up user's system documentation

Three-year warranty

- Demonstrates Watlow's reliability and product support

High-amperage power control output

- Drives 15 ampere resistive loads direct
- Reduces component count
- Saves panel space and simplifies wiring
- Reduces cost of ownership

Class 1, Div. 2

- Rated UL® 1604 for use in hazardous locations
- Saves agency and component costs

Specifications

Line Voltage/Power

- 85 to 264VAC, 47 to 63Hz
- 20 to 28VAC, +10/-15%; 50/60Hz, $\pm 5\%$
- 12 to 40VDC
- 10VA max. power consumption
- Data retention upon power failure via non-volatile memory
- Compliant with SEMI F47-0200, Figure R1-1 voltage sag requirements @ 24VAC or higher

Environment

- 0 to 149°F (-18 to 65°C) operating temperature
- -40 to 185°F (-40 to 85°C) storage temperature
- 0 to 90% RH, non-condensing

Accuracy

- Calibration accuracy and sensor conformity: $\pm 0.1\%$ of span, $\pm 1^\circ\text{C}$ @ the calibrated ambient temperature and rated line voltage
 - Type S: 0.2%
 - Type T below -50°C : 0.2%
- Calibration ambient temperature @ 77°F $\pm 5^\circ\text{F}$ ($25^\circ\text{C} \pm 3^\circ\text{C}$)
- Accuracy span: 1000°F (540°C) min.
- Temperature stability: $\pm 0.1^\circ\text{F}/^\circ\text{F}$ ($\pm 0.1^\circ\text{C}/^\circ\text{C}$) rise in ambient max.

Agency Approvals

- UL®/EN 61010 listed
- ANSI/ISA 12.12.01-2007 Class 1, Div. 2 Groups A, B, C, D, Temperature Code T4A
- UL® 50, NEMA 4X, EN 60529 IP66
- CSA C22.2 No. 24 File 158031
- RoHS, W.E.E.E.
- CSA 610110 CE
- FM Class 3545 (limit controls)

Controller

- User selectable heat/cool, on-off, P, PI, PD, PID or alarm action, not valid for limit controllers
- Auto-tune with control algorithm
- Control sampling rates: input = 10Hz, outputs = 10Hz
- Input and output capacity per controller type ordering information

Serial Communications

- Isolated communications
- Standard bus configuration protocol

Wiring Termination—Touch-Safe Terminals

- Input, power and controller output terminals are touch safe removable 12 to 22 AWG

Universal Input

- Thermocouple, grounded or ungrounded sensors, greater than 20M Ω input impedance, 2k Ω source resistance max.
 - Non-isolated to switched dc and process output
- RTD 2- or 3-wire, platinum, 100 Ω @ 0°C calibration to DIN curve (0.00385 $\Omega/\Omega/^\circ\text{C}$)
- Process, 4-20mA @ 100 Ω , or 0-10VDC @ 20k Ω input impedance; scalable

Functional Operating Range

- Type J: -346 to 2192°F (-210 to 1200°C)
- Type K: -454 to 2500°F (-270 to 1371°C)
- Type T: -454 to 750°F (-270 to 400°C)
- Type E: -454 to 1832°F (-270 to 1000°C)
- Type N: -454 to 2372°F (-270 to 1300°C)
- Type C: 32 to 4200°F (0 to 2315°C)
- Type D: 32 to 4200°F (0 to 2315°C)
- Type F: 32 to 2449°F (0 to 1343°C)
- Type R: -58 to 3214°F (-50 to 1767°C)
- Type S: -58 to 3214°F (-50 to 1767°C)
- Type B: 32 to 3300°F (0 to 1816°C)
- RTD (DIN): -328 to 1472°F (-200 to 800°C)
- Process: -1999 to 9999 units

Output Hardware

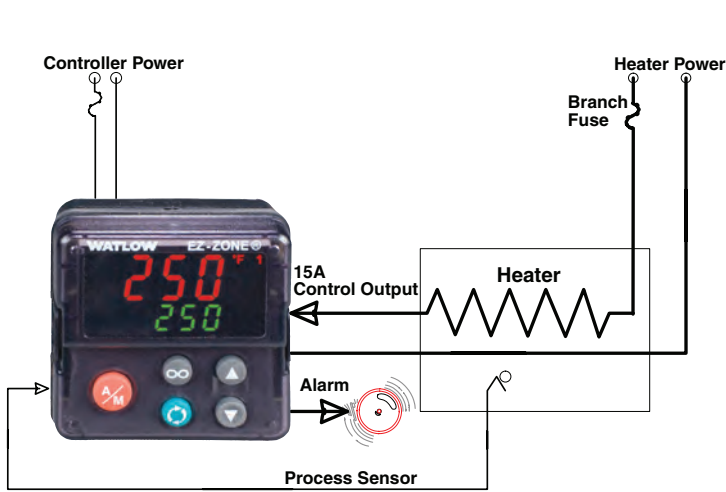
- Switched dc = 22 to 32VDC @ 30mA
- Open collector = 30VDC max. @ 100mA max. current sink
- Solid state relay (SSR), Form A, 0.5A @ 24VAC min., 264VAC max., opto-isolated, without contact suppression
- Electromechanical relay, Form C, 24 to 240VAC or 30VDC max., 5A resistive load, 100,000 cycles at rated load
- Electromechanical relay, Form A, 24 to 240VAC or 30VDC max., 5A resistive load, 100,000 cycles at rated load
 - Output 2 is limit for limit models
- NO-ARC relay, Form A, 24 to 240VAC, 15A @ 122°F (50°C), resistive load, no VDC, 2 million cycles at rated load
- Universal process output: range selectable; 0 to 10VDC $\pm 15\text{mV}$ into a min. 1,000 Ω load with 2.5mV nominal resolution; 4 to 20mA $\pm 30\mu\text{A}$ into max. 800 Ω load with 5 μA nominal resolution; temperature stability 100ppm/°C

Operator Interface

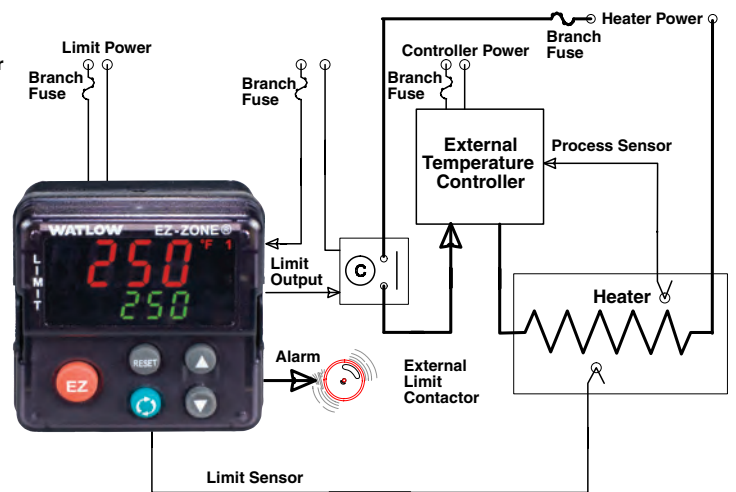
- Dual 4 digit, 7 segment LED displays
- Typical display update rate 1Hz
- Advance, infinity (RESET), up and down keys plus an A/M-KEY for control or EZ-KEY for limit (not available in $\frac{1}{2}$ DIN)
- Infinity key is also labeled RESET on limit control models
- A/M-KEY automatically programmed as an auto/manual transfer mode function on PID models.

Typical Block Diagrams

EZ-ZONE PM EXPRESS PID Model

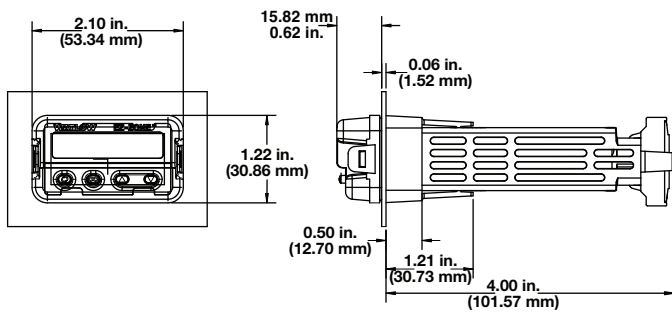


EZ-ZONE PM EXPRESS Limit Model

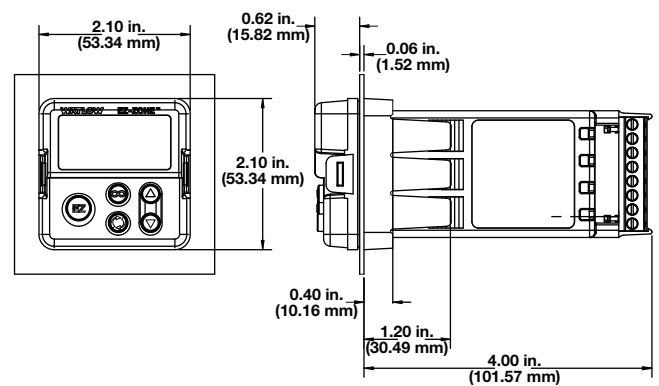


Dimensional Drawings

EZ-ZONE PM 1/32 DIN



EZ-ZONE PM 1/16 DIN



Ordering Information

Universal Sensor Input, Standard Bus Communications, Dual Line Red over Green Seven-Segment Displays

Part Number

① ②	③	④	⑤	⑥ ⑦	⑧ ⑨ ⑩ ⑪	⑫	⑬ ⑭
	Package Size	Primary Function	Power Supply	Output 1 and 2 Hardware Options	Future Options	Menu Type	Add'l Options
PM					AAAA	B	

③ Package Size	
3 =	½ DIN
6 =	⅙ DIN
8 =	⅓ DIN vertical (future option)
9 =	⅓ DIN horizontal (future option)
4 =	¼ DIN (future option)

④ Primary Function	
C =	PID controller with universal input
L =	Limit controller with universal input (only valid Output 1 and 2 selections = AJ, CJ or EJ)

⑤ Power Supply	
1 =	100 to 240VAC
3 =	20 to 28VAC or 12 to 40VDC

⑥ ⑦ Output 1 and 2 Hardware Options		
	Output 1	Output 2
AJ =	None	Mechanical relay 5A, Form A
CA =	Switched dc/open collector	None
CH =	Switched dc/open collector	NO-ARC 15A power control
CC =	Switched dc/open collector	Switched dc
CJ =	Switched dc/open collector	Mechanical relay 5A, Form A
CK =	Switched dc/open collector	SSR Form A, 0.5A
EA =	Mechanical relay 5A, Form C	None
EH =	Mechanical relay 5A, Form C	NO-ARC 15A power control
EC =	Mechanical relay 5A, Form C	Switched dc
EJ =	Mechanical relay 5A, Form C	Mechanical relay 5A, Form A
EK =	Mechanical relay 5A, Form C	SSR Form A, 0.5A
FA =	Universal process	None
FC =	Universal process	Switched dc
FJ =	Universal process	Mechanical relay 5A, Form A
FK =	Universal process	SSR Form A, 0.5A
AK =	None	SSR Form A, 0.5A
KH =	SSR Form A, 0.5A	NO-ARC 15A power control
KK =	SSR Form A, 0.5A	SSR Form A, 0.5A

⑫ Menu Type	
B =	PM Express with English manual

⑬ ⑭ Additional Options	
AA =	Standard EZ-ZONE PM face plate
AB =	EZ-ZONE logo, no Watlow name
AC =	No logo, no Watlow name
12 =	Class 1, Div. 2 (not available with mechanical relay Output types E, H or J)

Replacement Parts/Accessories

PID Manuals

0600-0065-0000	English
0600-0065-0001	Simplified Chinese
0600-0065-0002	Japanese
0600-0065-0003	Korean
0600-0065-0004	German
0600-0065-0005	French
0600-0065-0006	Italian
0600-0065-0007	Spanish

Limit Manuals

0600-0066-0000	English
----------------	---------

Your Authorized Watlow Distributor is:

Watlow® and EZ-ZONE are registered trademarks of Watlow Electric Manufacturing Company.

UL® is a registered trademark of Underwriter's Laboratories, Inc.

To be automatically connected to the nearest North American Technical Sales Office:

1-800-WATLOW2 • www.watlow.com • inquiry@watlow.com

International Technical Sales Offices: Australia, +61 3 9335 6449 • China, +86 21 3381 0188 • France, +33 1 41 32 79 70
 Germany, +49 (0) 72 53 / 94 00-0 • Italy, +39 024588841 • Japan, +81 3 3518 6630 • Korea, +82 2 2628 5770
 Malaysia, +60 3 8076 8745 • Mexico, +52 442 217 6235 • Singapore, +65 6773 9488 • Spain, +34 91 675 12 92
 Taiwan, +886 7 288 5168 • United Kingdom, +44 (0) 115 964 0777